



Brand Guidelines

March | 2025



Contents



- The STACK Story 3
- Logos 7
- Color 18
- Typography 22
- Imagery 24
- Graphics 29
- Audience 33
- Voice and Tone 35
- Examples 38
- Contact 43



The STACK Story



Our Vision

To provide a unique set of capabilities that accelerate the digital transformation of the construction industry.

Our Mission


We strive to add value and positive business impact to our customers and our partners through the STACK platform and to continue to drive efficiency and innovation in both the preconstruction and construction project phases.



Our Values

These fundamentals not only support our vision here at STACK, but they also shape our culture and the way we support our customers.

These principles and beliefs serve as a daily guide for our team – ensuring that our software and services are offered with purpose.



Ownership

At STACK, we believe in taking initiative and being accountable through action.



Openness

At STACK, we believe in fostering new ideas and welcome new opportunities.



Optimism

At STACK, we are confident in our solution and the positive results it delivers.

Our Solutions

STACK Construction Technologies provides both industry leading preconstruction and construction software solutions.

TAKEOFF & ESTIMATE

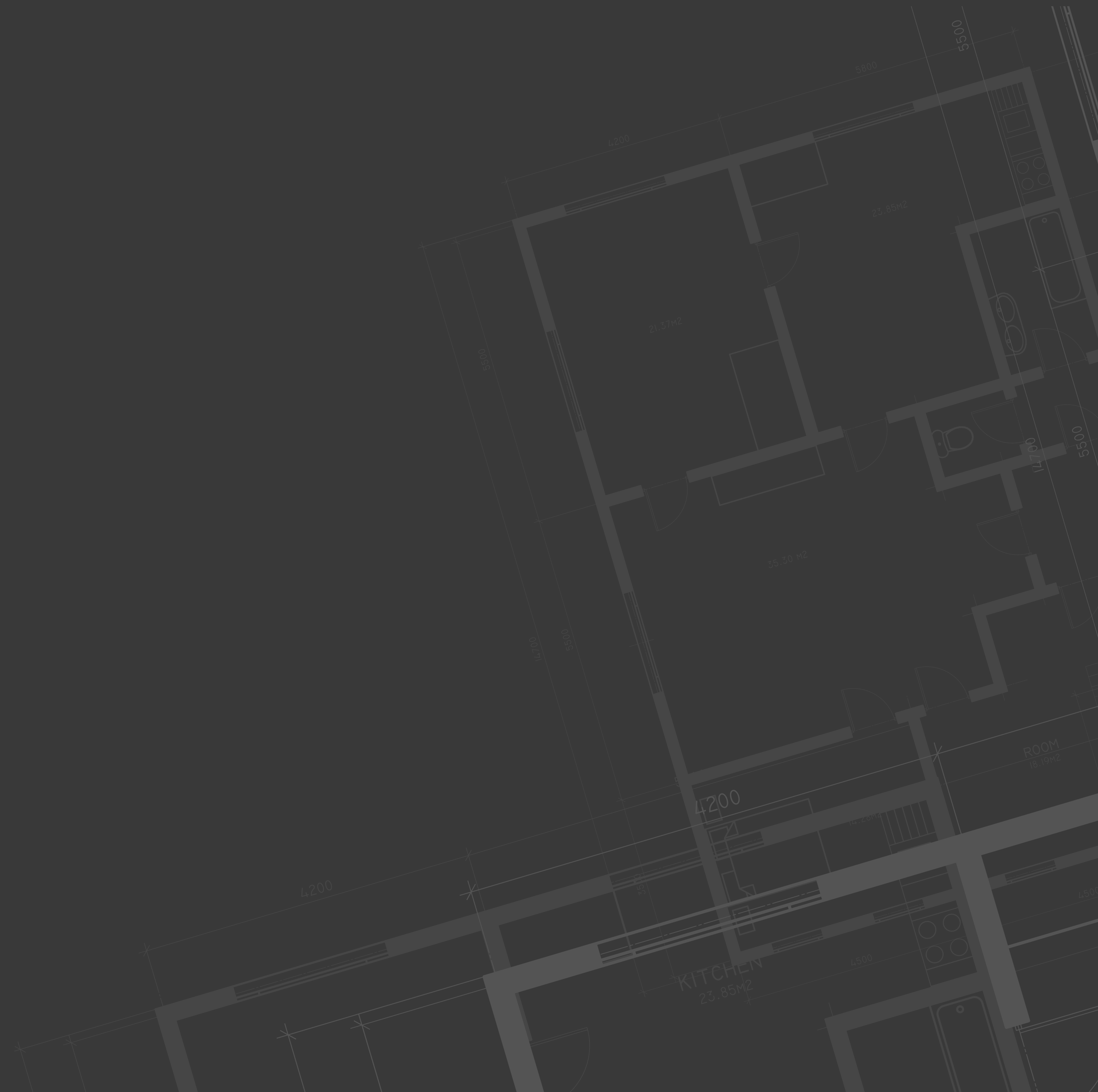
Our easy-to-use, cloud-based platform helps users transform and streamline the preconstruction process by empowering them to organize bid requests, quickly and accurately measure digital plans, customize materials and pricing estimates and generate final project proposals.

BUILD & OPERATE

One centralized hub for project dashboards, tracking & communication for all internal and external stakeholders along with construction management tools connecting crews to each other & the back office with lightning-fast responsiveness.



Logos




Master Brand Logo

The STACK Logo is comprised of the STACK Word Mark, Icon and optional Tagline.

The STACK Icon is not only used to form an S shape, but it also visually represents our business strategy of STACKing software solutions to create the industry-leading construction technology solution.

Our logo is the building block for the visual identity for STACK and should anchor all marketing initiatives and communication.



Primary Logo

Default logo used in the product and all communications.



Secondary Logo with Tagline

Should only be used when additional brand context is needed.



Icon Only

Should be used in instances where brand awareness is established.

MASTER BRAND LOGO

Clear Space

To ensure the logo is always clear and legible, there must be adequate space around the logo. The logo's minimum clear space is equal to 2x the width of the crossbar in the icon.



Size

Establishing a minimum size ensures that the impact and legibility of the logo aren't compromised. The minimum size requirement should be followed all times. There is no maximum guide as logo size can vary depending on print or digital platform.

Minimum Size on Screen



80 px

Minimum Size For Print



.4 in

MASTER BRAND LOGO

Color Variations

For all applications, whether in print or digital mediums, maintaining the integrity of our brand is critical. Please adhere to the following logo color options (same color options apply to Secondary Logo Tagline and Icon versions).



Gradient Icon

Recommended for all Digital
and Print communications



Single Color Icon

For Print Only



Two color

For Print Only



One color

For Print Only



Reversed Color Options


MASTER BRAND LOGO

Restrictions

For all applications, maintaining the integrity of our brand is critical. Follow these guidelines to ensure proper usage of our Logo. Supplied logos should not be manipulated or distorted in any way.



Do not use the Word Mark without the icon.



Do not distort or warp the logo in any way.



Do not rotate the logo.



Do not change the color of the logo outside of the approved versions.



Do not recreate, manipulate, or change the layout of the Logo Icon.



Do not recreate, manipulate, or change the typeface of the Word Mark.



Do not outline or create a stroke around the logo.



If placing the logo over photography or color, please maintain sufficient contrast.

STACK Solution Logos

The Solution Logos represent STACK's product offerings and are a vital part of our brand identity. Proper usage helps reinforce brand cohesion and integrity across all platforms and materials.

With Master Brand

Used in instances where master brand is needed to establish reference.



Without Master Brand

Should only be used in addition to collateral where master brand context is established.



Icons

Used to help denote solution set in instances where master brand is established.

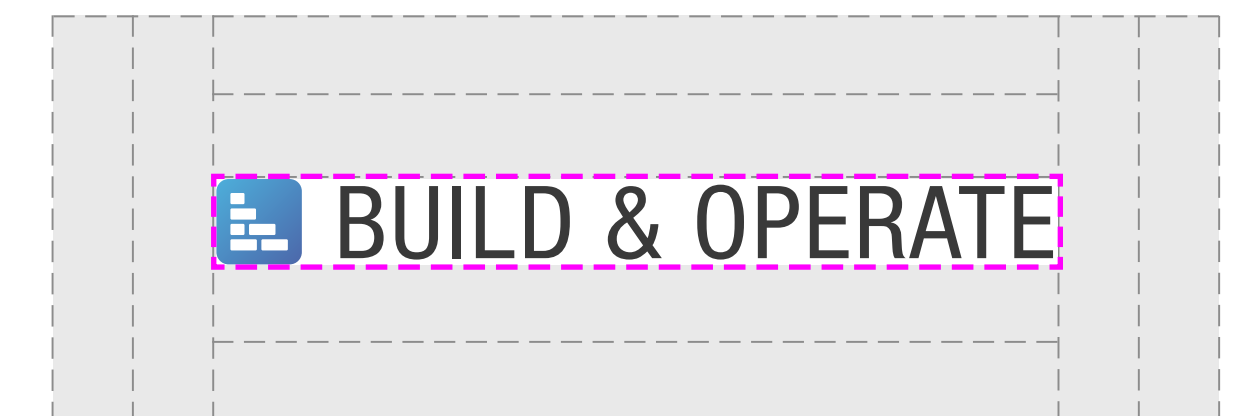
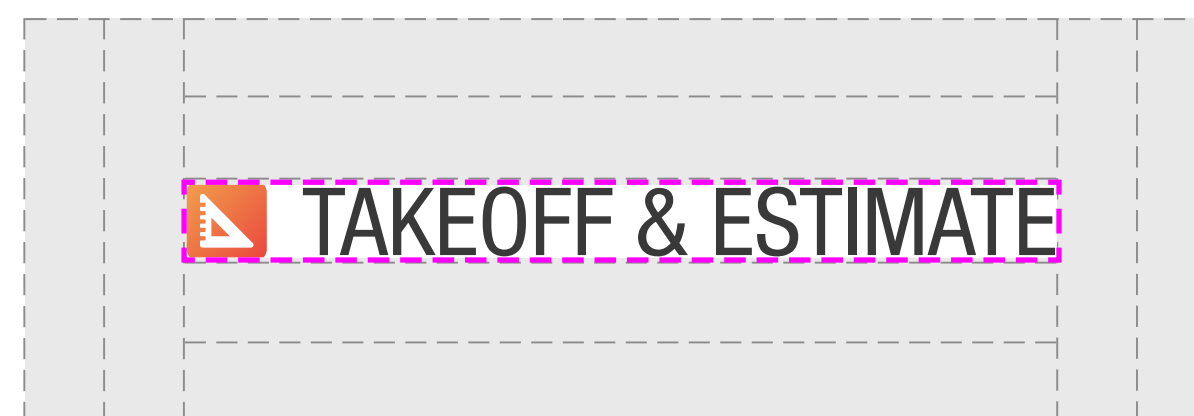
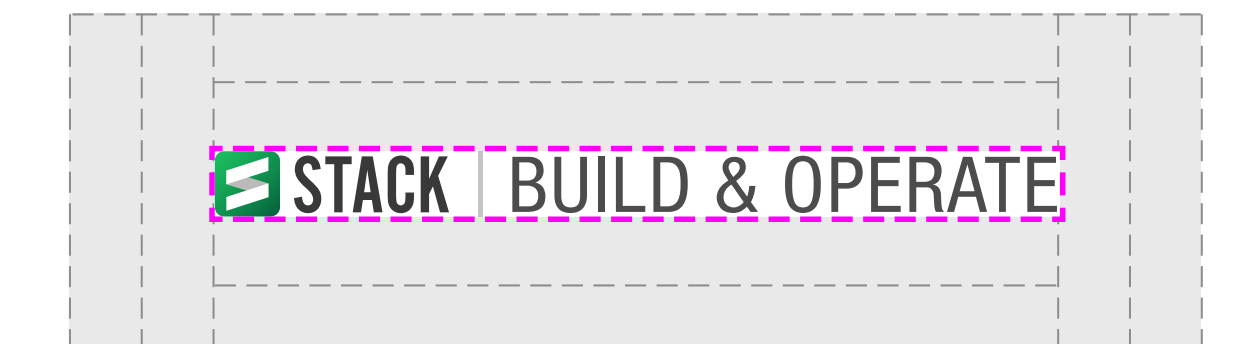
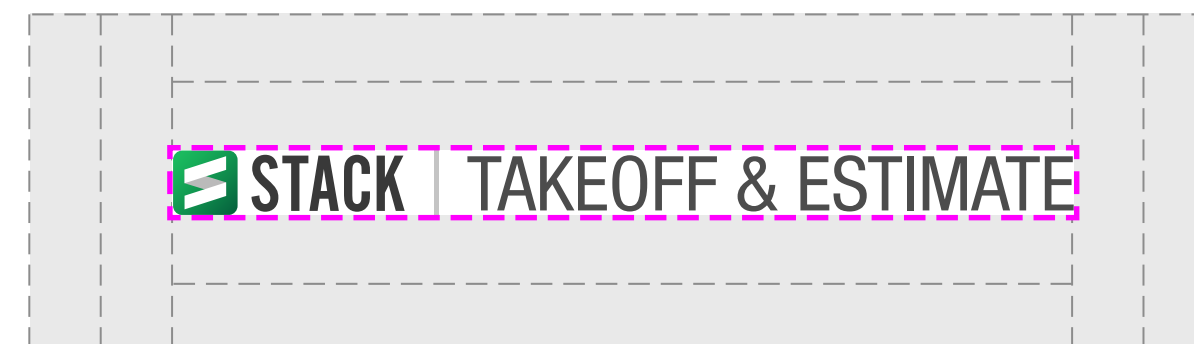




STACK SOLUTION LOGOS

Clear Space

To ensure both logos are always clear and legible, there must be adequate space around them.

The minimum clear space should be equal to 2x the size of the Solution name.



STACK SOLUTION LOGOS

Size

Establishing a minimum size ensures that the impact and legibility of the logo aren't compromised. The minimum size requirement should be followed all times. There is no maximum guide as logo size can vary depending on print or digital platform.



80 px
0.4 in



180 px
1.25 in



150 px
1 in



80 px
0.4 in



180 px
1.25 in



150 px
1 in

STACK SOLUTION LOGOS

Variations

To maintain brand consistency across multiple languages, STACK's Solution logos are available in English, Spanish and French. Please use the approved variations only, without any modifications, distortions, or unauthorized translations.

English

 TAKEOFF & ESTIMATE

 BUILD & OPERATE

French

 MESURE & ESTIMATION

 CONSTRUIRE & OPÉRER

Spanish

 MEDIR & ESTIMAR

 CONSTRUIR & OPERAR

 TAKEOFF & ESTIMATE

 BUILD & OPERATE

 MESURE & ESTIMATION

 CONSTRUIRE & OPÉRER

 MEDIR & ESTIMAR

 CONSTRUIR & OPERAR

Reversed Color Options

STACK SOLUTION LOGOS

Restrictions

All supplied logos should not be manipulated or distorted in any way. In addition to the Master Brand Logo restrictions outlined on [page 11](#), these additional guidelines ensure proper usage of STACK Solution logos.



Do not use the Icon Solution logo versions in the same space as the Master Brand Logo.



Do not change the orientation of the Solution Icon Logos.



Do not alter or create new Solution Logos. Only use the approved versions provided.

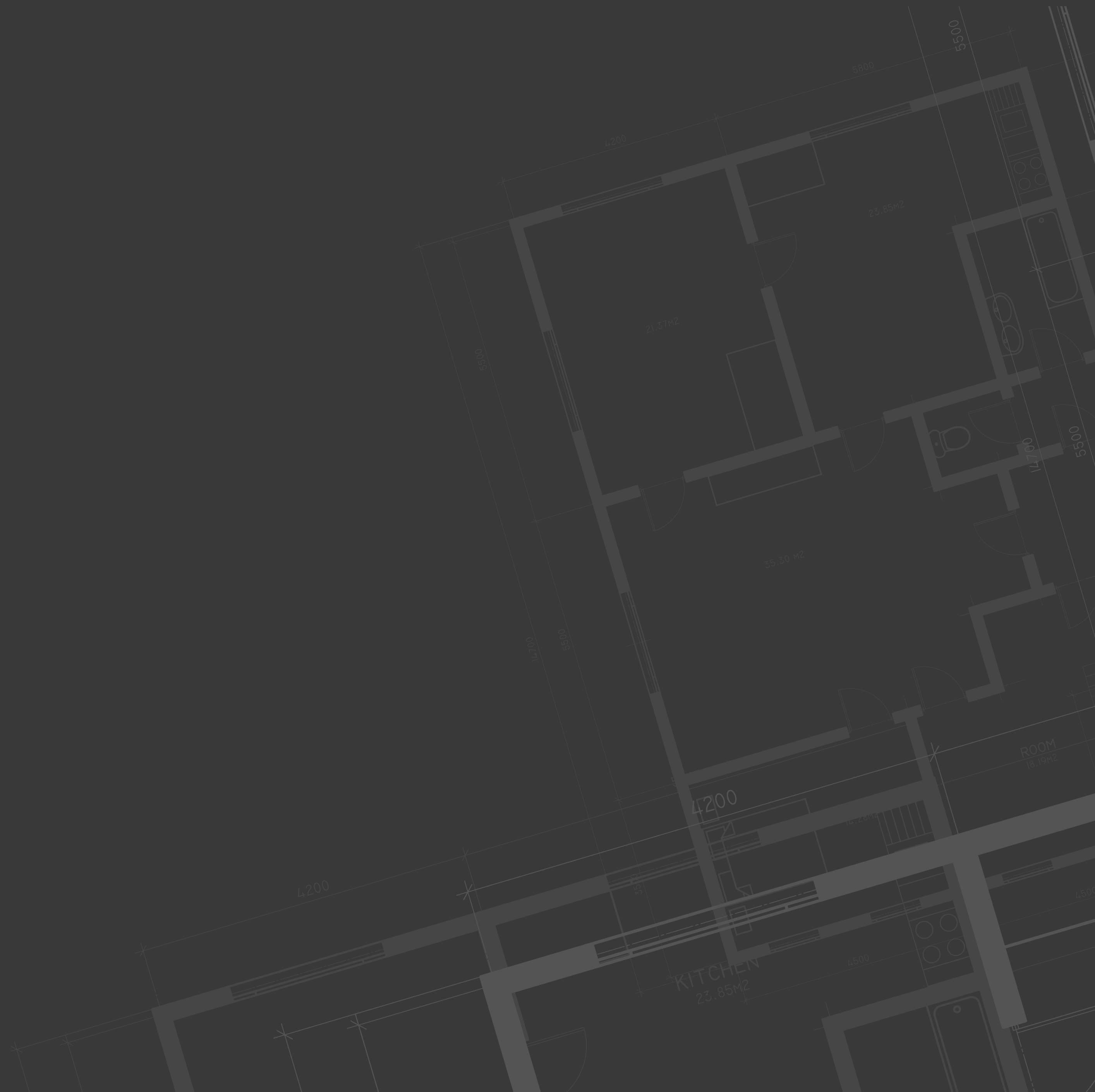
Additional Branded Logos

In addition to the Solution logos, STACK maintains branded logos for various initiatives and functions. It is essential to use only the officially approved STACK-branded logos. **DO NOT create, modify, or develop additional logos** outside of these pre-approved versions.



For any branding needs, always refer to the official STACK brand guidelines or contact the STACK Marketing Team for assistance.

Color



Primary Color Palette

Color is a powerful tool for building our brand. The STACK Gray supports stability, and anchors our visual identity while the STACK Green provides emphasis and contrast to create disruption in the construction industry marketplace.

STACK Gray



CMYK: 70 | 62 | 63 | 53
RGB: 57 | 57 | 57
HEX: #393939
PMS: 4287 C

STACK Green



CMYK: 75 | 0 | 75 | 0
RGB: 51 | 178 | 112
HEX: #33B270
PMS: 7481 C

STACK Gray Scale Color Ramp



0 | 0 | 0 | 95
 28 | 28 | 28
 #1C1C1C
 447 C



0 | 0 | 0 | 85
 76 | 76 | 76
 #4C4C4C
 425 C



0 | 0 | 0 | 70
 108 | 108 | 108
 #6C6C6C
 424 C



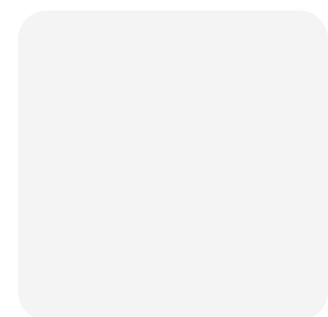
0 | 0 | 0 | 50
 140 | 140 | 140
 #8C8C8C
 423 C



0 | 0 | 0 | 30
 196 | 196 | 196
 #C4C4C4
 421 C



0 | 0 | 0 | 20
 212 | 212 | 212
 #D4D4D4
 428 C



0 | 0 | 0 | 15
 244 | 244 | 245
 #F4F4F4
 427 C

Solution Color Palette

When adding accent color to represent each individual STACK solution.



Takeoff & Estimate

0 | 70 | 80 | 0
 255 | 102 | 51
 #FF6633
 2026 C



Build & Operate

64 | 26 | 0 | 0
 53 | 151 | 222
 #3597DE
 2192 C

Accent Color Palette

If any additional colors are needed, please use the approved values below:



90 | 90 | 10 | 0
 67 | 65 | 140
 #4341BC
 7671 C



10 | 95 | 85 | 0
 217 | 57 | 57
 #D93939
 1795 C



0 | 10 | 85 | 0
 255 | 219 | 69
 #FFDB45
 108 C

The STACK Gradient


The STACK gradient is comprised of a wide array of shades of green. Please use only use the following Green Values if additional shades of green are needed.

Light Green Value (STACK Green)



CMYK: 75 | 0 | 75 | 0
RGB: 51 | 178 | 112
HEX: #33B270
PMS: 7481 C

Mid Green Value



CMYK: 90 | 20 | 100 | 10
RGB: 0 | 142 | 74
HEX: #008E4A
PMS: 347 C

Dark Green Value



CMYK: 90 | 35 | 88 | 28
RGB: 0 | 89 | 28
HEX: #005939
PMS: 7733 C




The spectrum of color for the STACK Icon gradient starts with the STACK Green.

Background Colors

For optimal legibility, please only use the following colors for any large background areas.



STACK Gray




STACK Green

Not with use of Brand Logo's



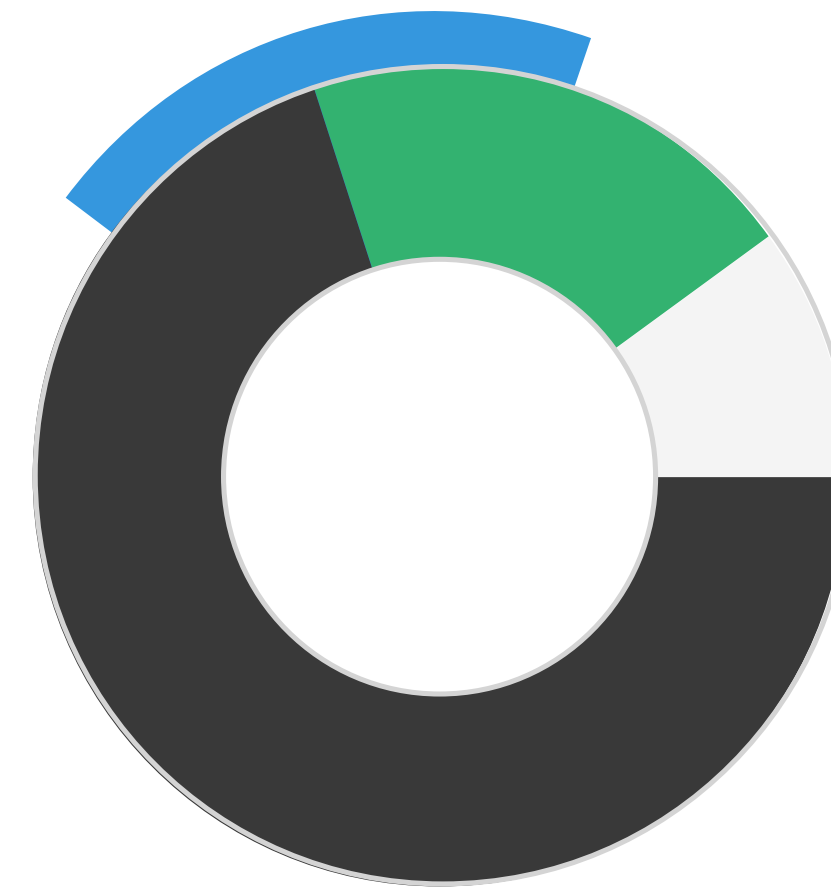
Darkest Gray



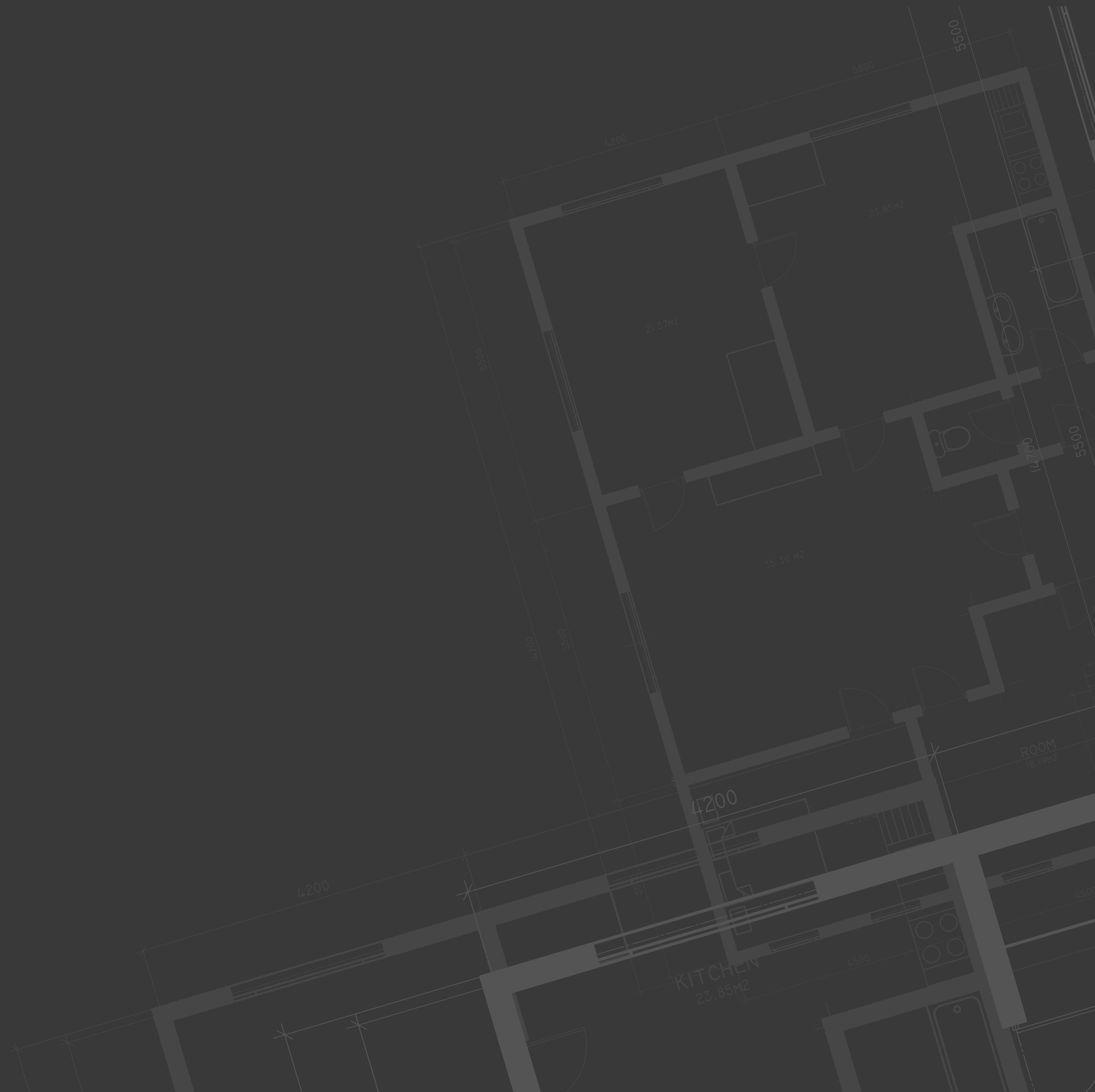
Lightest Gray

Color Balance Examples

Color, when used correctly, is a powerful tool. The preferred color balance is heavier on Gray/White with the STACK Green used as the primary color emphasis and the Solution Color used as accent, if needed.



Typography



Font Family

Proxima Nova is our primary font and should be used on all communication and marketing applications to maintain consistency and familiarity with our brand.

The font comes in various style and weight options ranging from Thin to Black. That allows for flexibility in creating messaging options and variations, however we've identified preferred font usage on the majority of our marketing.

Categories

PROXIMA NOVA MEDIUM

Title/Headline

Proxima Nova Bold

Subtitles

Proxima Nova Bold

Body Copy

Proxima Nova Regular



Web-Safe Font

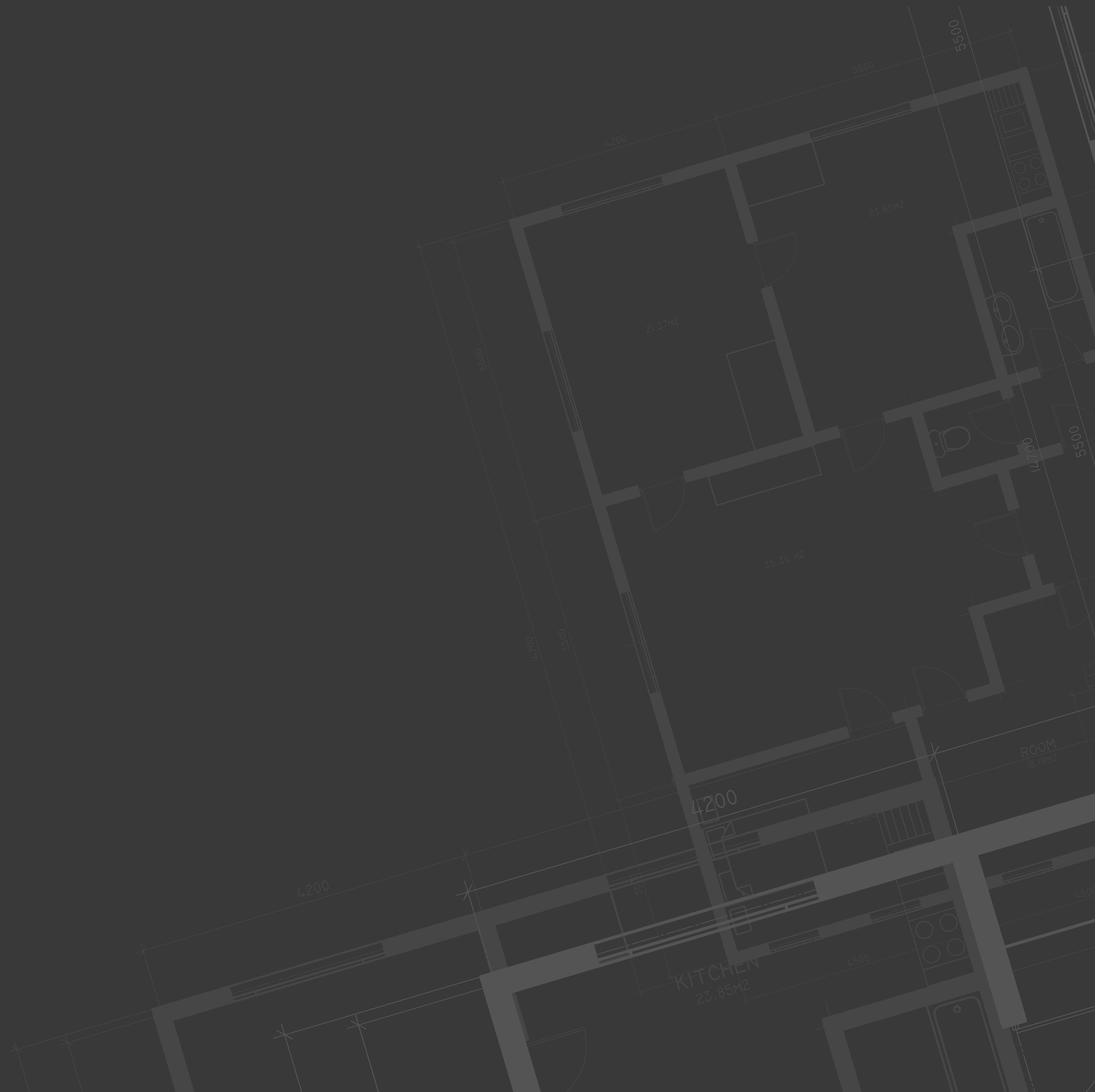
Arial is the backup font when Proxima Nova is not available. Exceptions include emails, PowerPoint and other web applications.

Arial Regular

Arial Bold

Arial Black

Imagery



PRECONSTRUCTION

Workforce Images

When representing the Preconstruction industry, workforce imagery should align with STACK's modern, digital-first approach. The following guidelines ensure consistency and reinforce STACK's position as an industry leader in cloud-based preconstruction solutions.

- **In-Office Settings:** While preconstruction plays a critical role in construction, imagery should primarily reflect office-based planning rather than active job site work. Showcase professionals collaborating in modern office environments, using digital tools to streamline workflows.
- **Technology-Focused:** Feature users working on computers, tablets, and other digital devices to reflect STACK's cloud-based capabilities.
- **Authentic & Realistic Imagery:** Prioritize natural, real-world workforce photos over overly staged or generic stock photography to maintain authenticity.
- **Avoid Paper Plans:** STACK is a fully digital solution, so traditional blueprint-based work should not be depicted.



CONSTRUCTION

Jobsite Images

When showcasing construction environments, imagery should reflect the integration of digital tools on the jobsite. These visuals should emphasize efficiency, accuracy, and collaboration through technology.

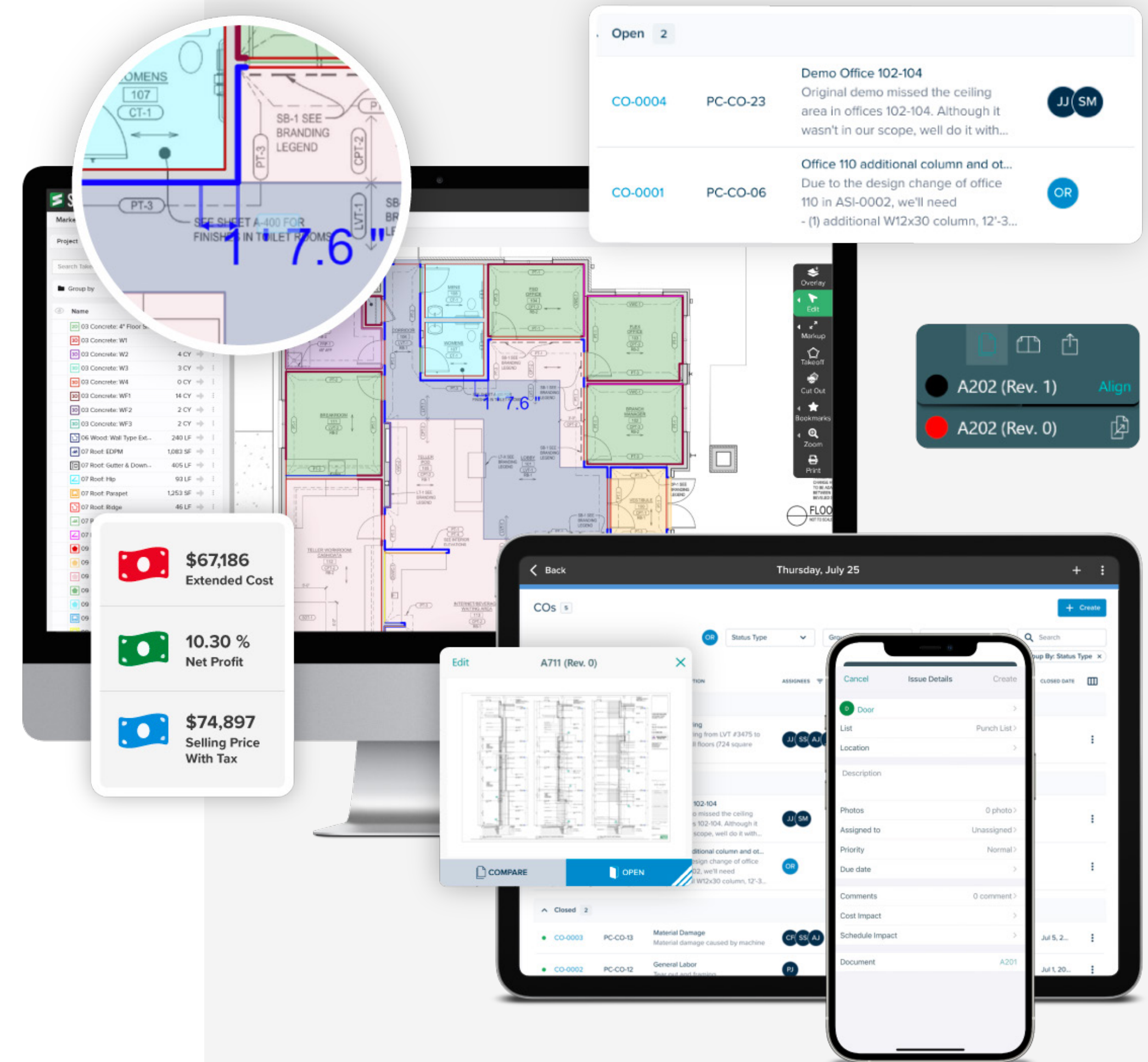
- **Dynamic Construction Sites:** Capture the energy of modern construction sites by showing professionals actively engaging with digital devices, emphasizing a tech-driven approach..
- **Technology Usage:** Feature construction professionals using modern, up-to-date software devices – such as laptops, tablets or smartphones – to review plans and project data in real time.
- **Authentic & Realistic Imagery:** Prioritize natural, real-world jobsite photos over overly staged or generic stock photography to maintain authenticity.
- **Avoid Paper Plans and Notes:** STACK is a cloud-based solution, so printed plans and manual markups should not be included.



Product Images

To maintain consistency and clarity in representing STACK's software, all product images should accurately showcase the platform's functionality while maintaining a clean, professional aesthetic.

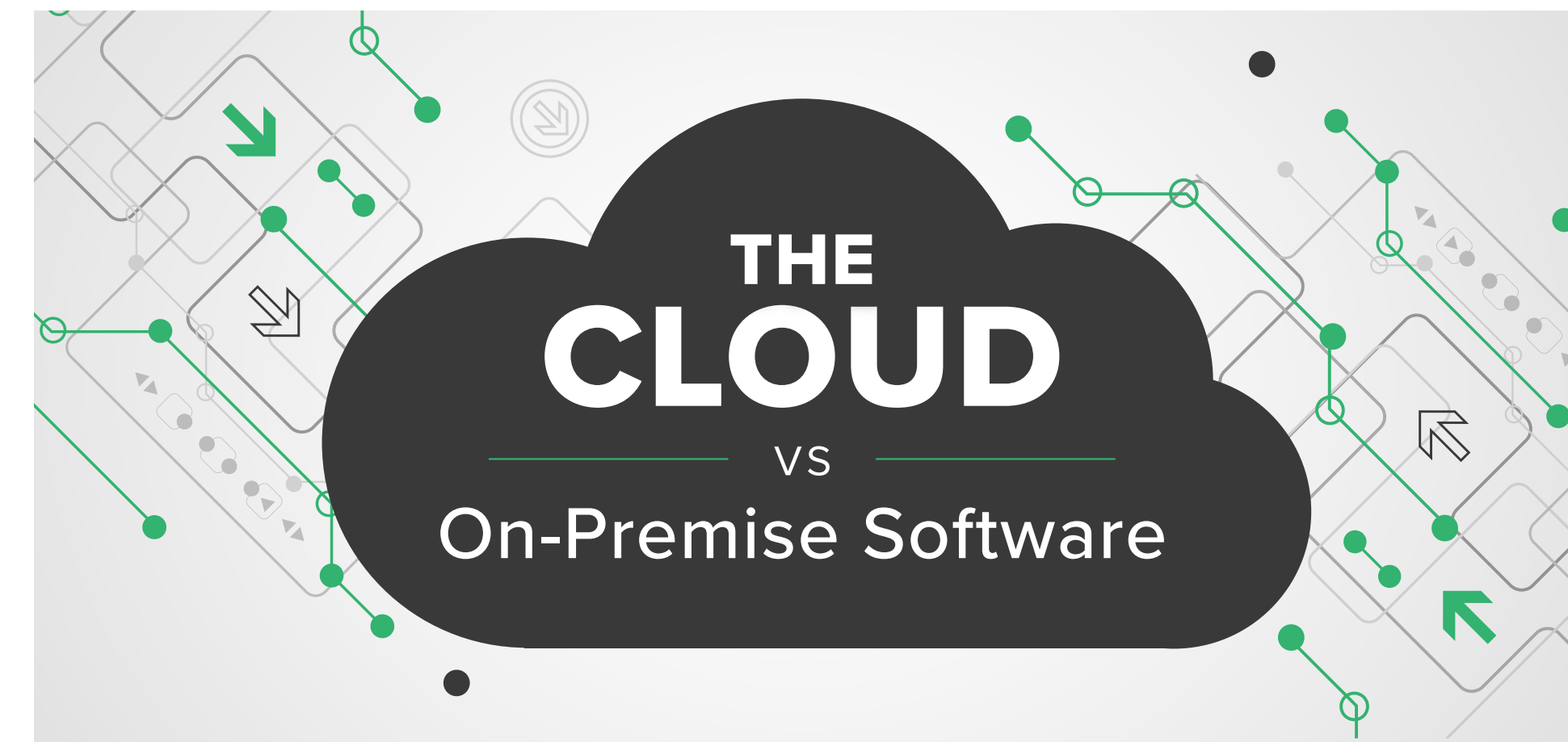
- **Device Lockups:** Showcase the STACK platform within modern laptops, tablets, or smartphones to emphasize accessibility and cloud-based functionality. Devices should be high-resolution, properly scaled, and presented at a natural perspective to maintain realism and visual balance.
- **High-Quality Screenshots:** Always use up-to-date screen captures that clearly display key features and user-friendly interfaces.
- **Feature Callouts:** When highlighting a specific feature or section of the software, use zoomed-in callout elements to direct attention to the relevant area of the screenshot. These should be clear, simple, and visually distinct, with no excessive clutter that could distract from the focal point.



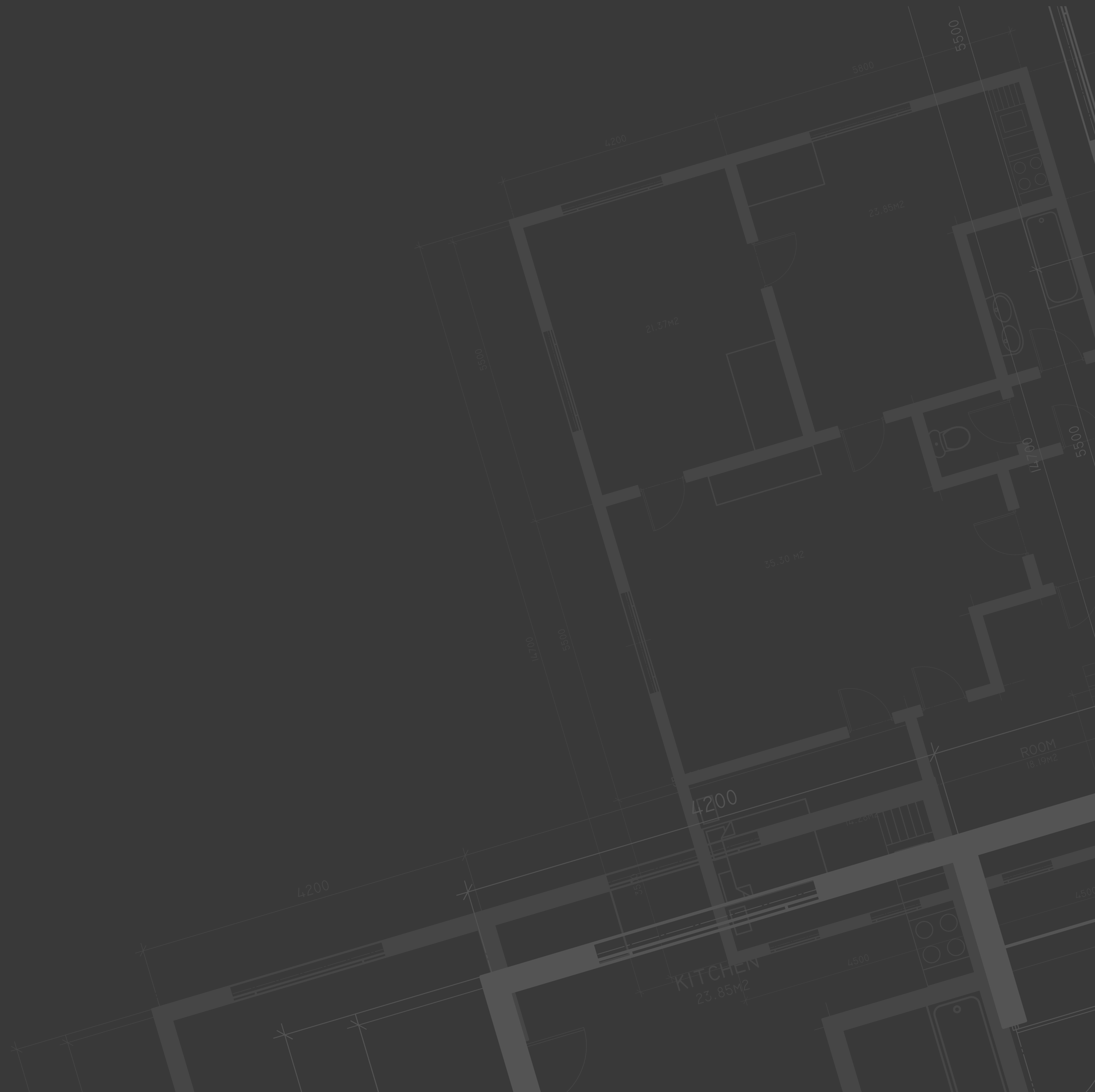
Illustrations

Illustrations are a powerful tool for conveying complex ideas in a visually engaging way. To maintain brand consistency, all STACK illustrations should follow these principles:

- **Clean and Simplified Design:** Illustrations should have a minimalist style, using clean lines, simple shapes, and uncluttered compositions. The focus should be on clarity, ensuring that the illustration communicates the intended message without unnecessary complexity. Avoid using illustrations that are overly intricate, as they can distract from the main message and overwhelm the design.
- **Adhere to STACK Color Palette:** All illustrations must use STACK's official color palette to maintain brand consistency. Avoid introducing outside colors or gradients that do not align with the approved color scheme.
- **Flat Design:** Emphasize flat design principles, avoiding excessive shadows, textures, or 3D effects. The goal is to maintain a modern, streamlined look that complements STACK's digital-first approach.




Graphics



Iconography

Icons are secondary graphic elements in layouts, designed to support and enhance targeted messaging, processes, segments, services, steps, and other business applications. They should be simple, clear, and easily recognizable, avoiding intricate details or overly complex shapes.


- **Thin Line Style:** Icons should feature a thin line style, maintaining a minimalist and modern look that aligns with STACK's overall brand aesthetic.
- **Color Usage:** Typically a 3-color icon is using STACK Green and STACK Primary Gray with the #D4D4D4 gray for accent. For reversed option, White is used in place of STACK Gray and #8C8C8C as gray accent.



Linear Accents

To incorporate more STACK Green, linear accents can be used to frame layouts, highlight text, or enhance designs. Ensure that line size and thickness remain balanced so they do not overpower the overall design.

See [Examples](#) section for reference.



Button Styles

To ensure consistency across digital platforms, please follow these button style guidelines:

- Use ALL CAPS for button text.
- Apply a 6px rounded corner for a uniform look.
- Solid or wireframe, depending on the design need.



Background Overlay

Gradient: The gradient should start from the left and fade out to at least 20%–0% opacity, ensuring a smooth and seamless blend into the background.

Color: Use STACK Gray or #1C1C1C for a cohesive brand look.

Image: A more complex or busy image works best with the overlay, enhancing readability while maintaining visual impact.





Textured Backgrounds

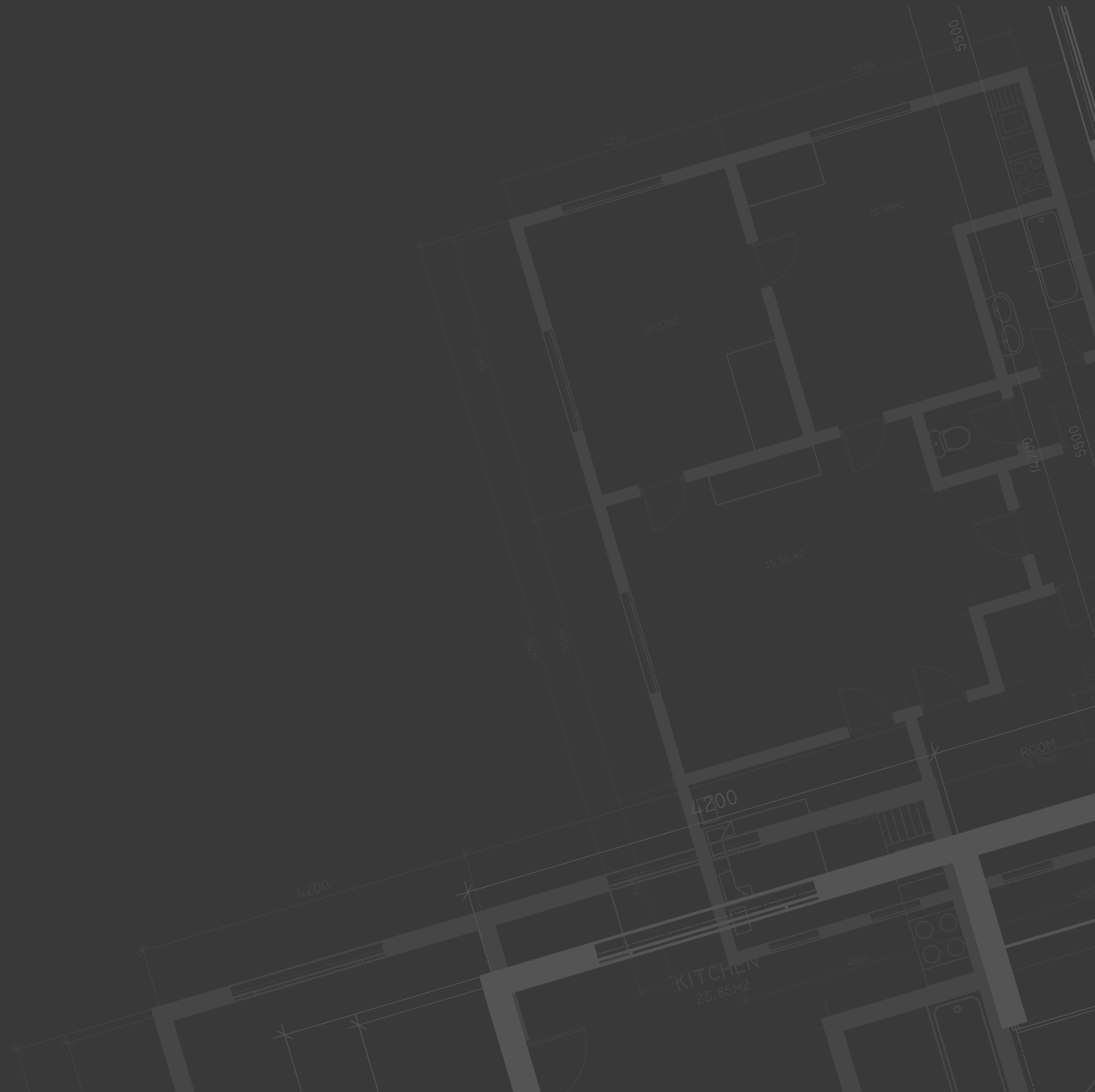
Relevance: Construction or technology related is preferred, reinforcing STACK's industry focus.

Style: Avoid overly complex or high-contrast textures to ensure adequate contrast and clarity for a polished, professional look.

Legibility: Backgrounds must not interfere with text readability or conflict with STACK's branding.

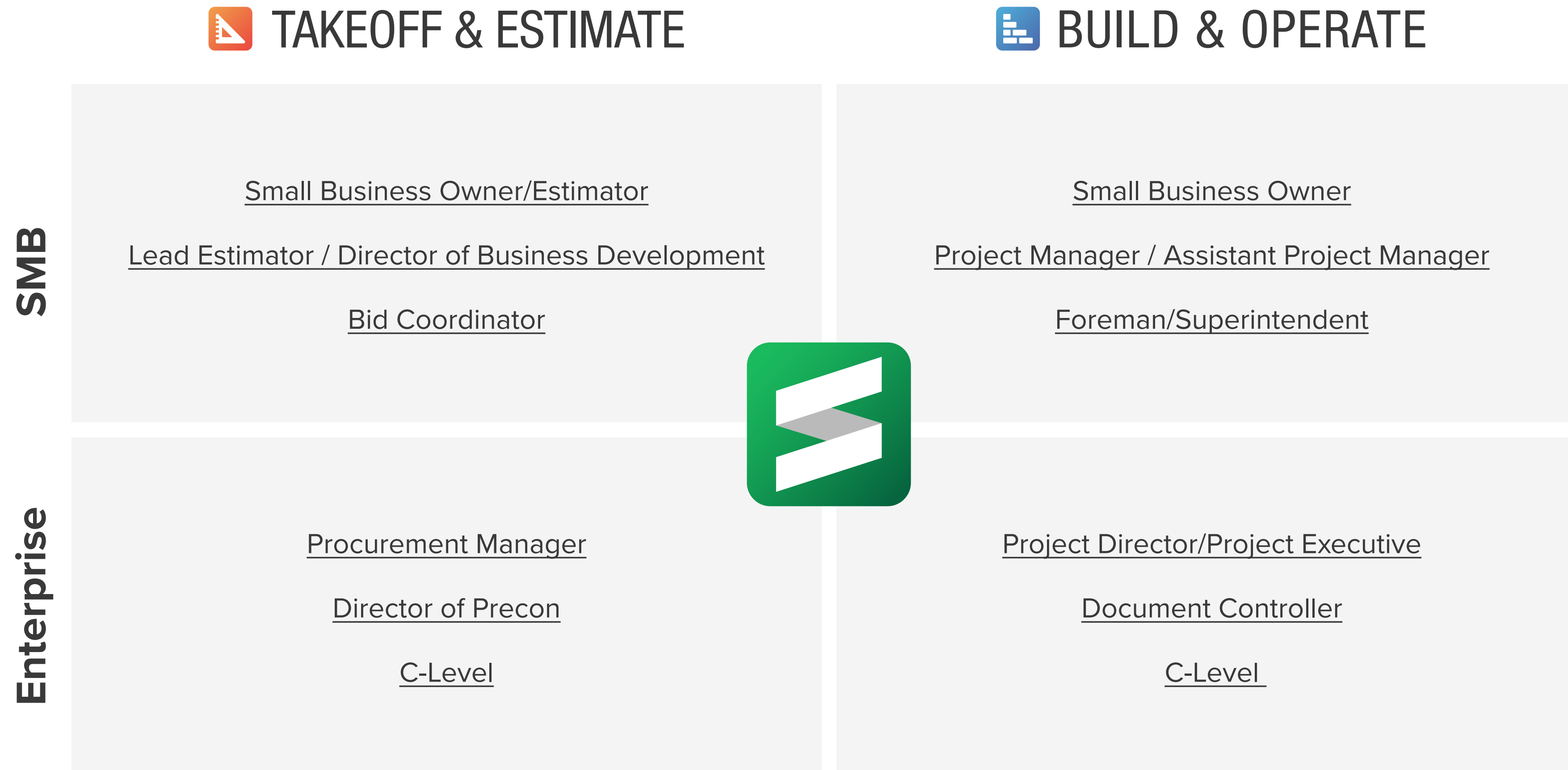


Audience

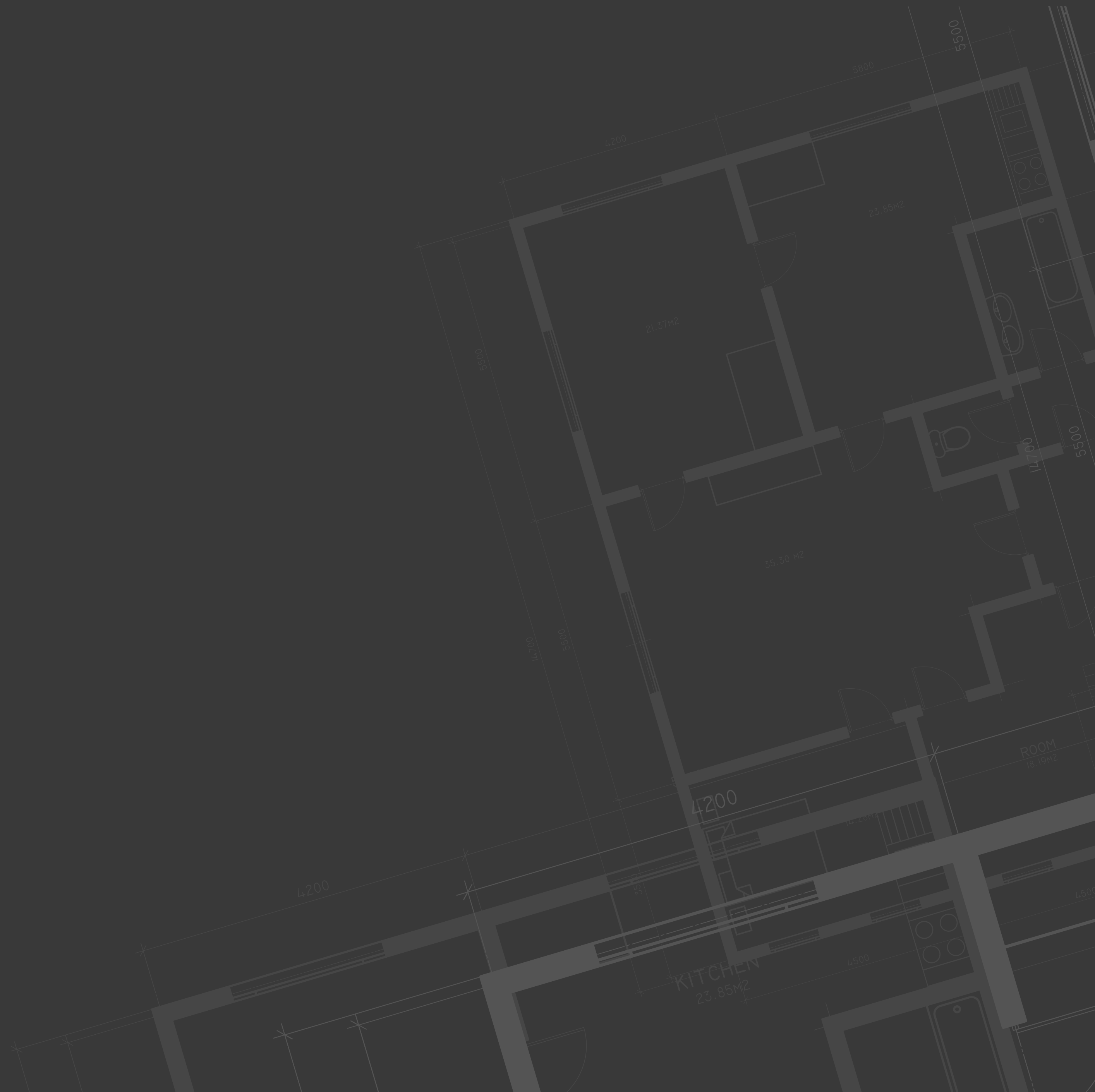


Buyer Personas

Breakdown of the STACK target audience segmented by solution-type and revenue:



Voice & Tone

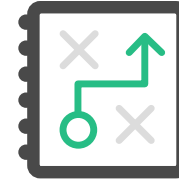




CHARACTER

Trustworthy
Expert
Honest
Invested


We are invested in the industry and in our customers' success. We're experts in our space, and our audience can trust us – we do not publish misleading information, and we do not take advantage of any fears, uncertainties, or doubts our audience may have.



PURPOSE

Educate
Build Trust
Impact
Advance

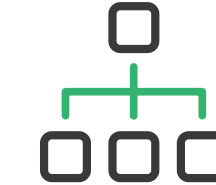
We strive to portray our expertise to our audience while also best serving their needs. Rather than pushing an agenda, our goal is to positively impact customers' businesses and help them grow.



TONE

Direct
Upfront
Conversational
Lighthearted

We are direct and get right to the point for our audience without the fluff. We are relatable without being gimmicky, but we do add a little fun with puns and emojis, especially on social media.



LANGUAGE

Concise
Informative
Clear
Action-oriented

We value our audience's time and avoid overly complex explanations. We keep modifiers to a minimum and aim for clarity and utility.

Grammar and Usage

In general, follow AP style with the following exceptions and notes:

- **Serial comma:** Use in long-form copy. In short-form (i.e., one pagers, product announcements, email) use & with no serial comma.
- **Capitalize all words in headings** other than articles and prepositions (including “be” verbs).
- Use spaced **en dash** rather than em dash to offset an aside.
- **Spell out numbers if they begin a sentence;** otherwise, use numerals. (Exceptions and examples: third-party, 150k)
- Use **am** and **pm** for time, with no space in between (i.e., 7:30pm ET).
- If your subject’s gender is unknown or irrelevant, use **they**, **them**, and **their** as a singular pronoun. Use **he / him / his** and **she / her / hers** pronouns as appropriate.



Global Word List

Please adhere to the following stylizing of these commonly used words and terms:

Autoname (one word)

Autonumber (one word)


Jobsite (one word)

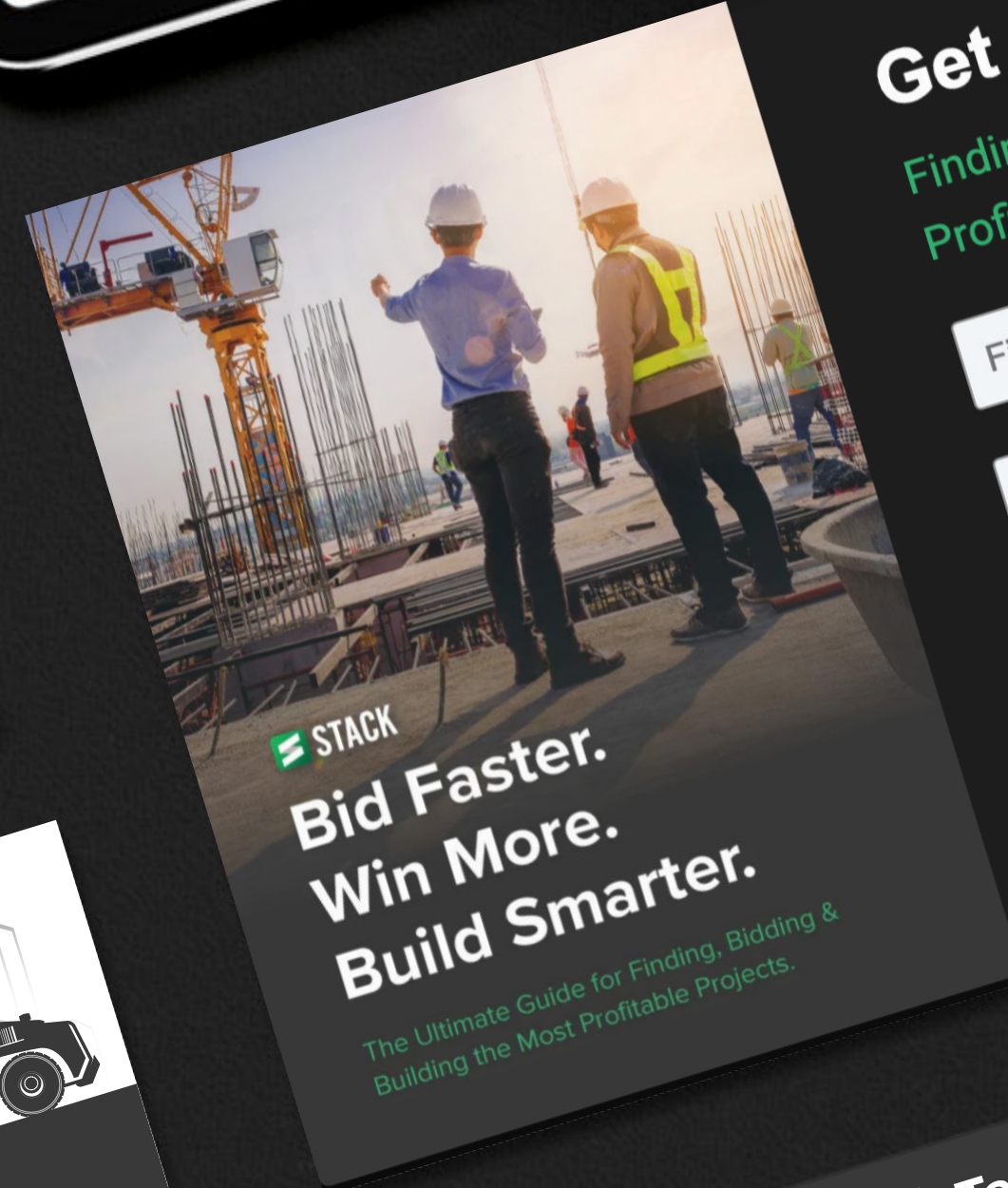
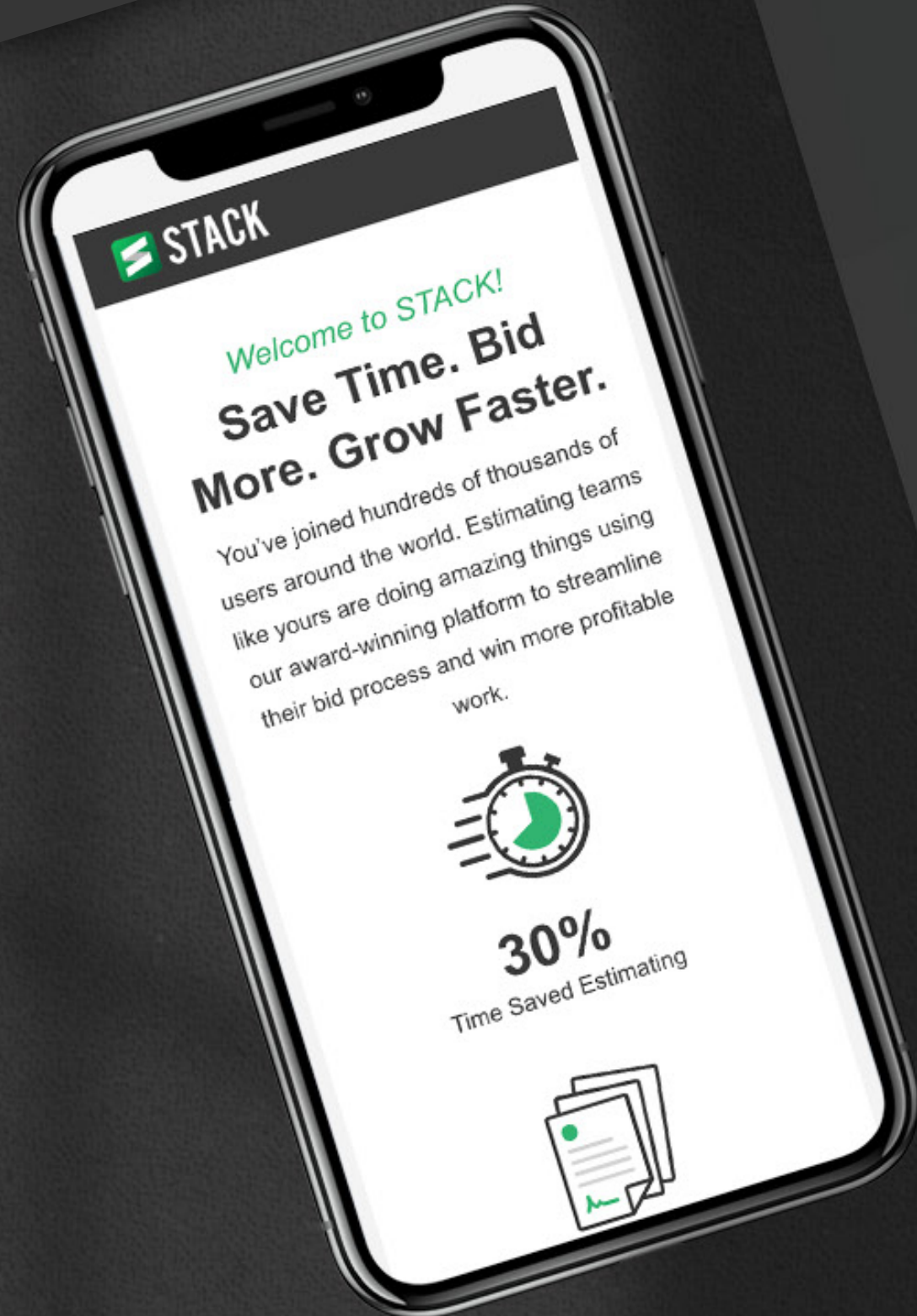


Online (one word)

Preconstruction (one word)

Precon (use sparingly)

Examples





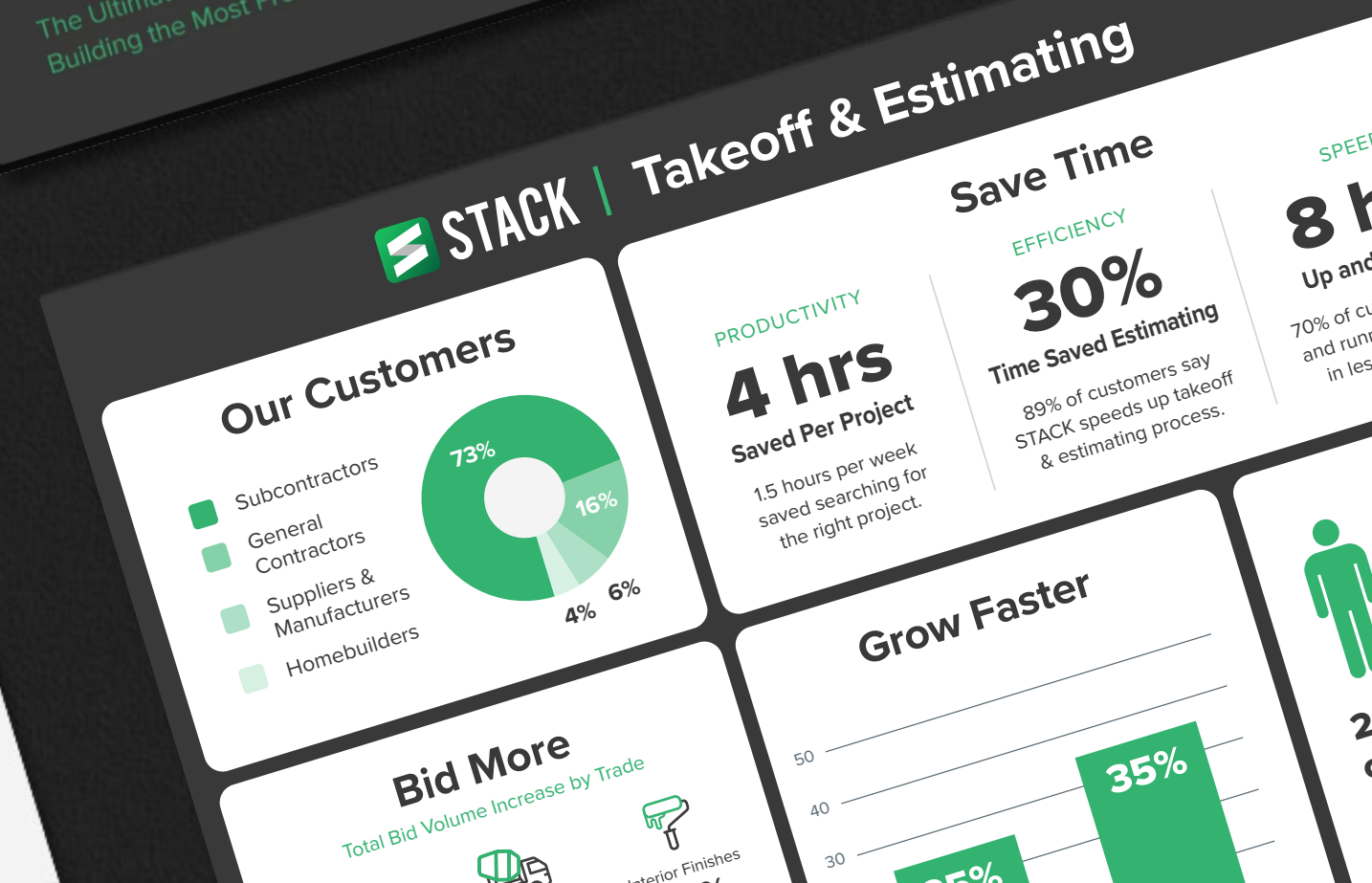
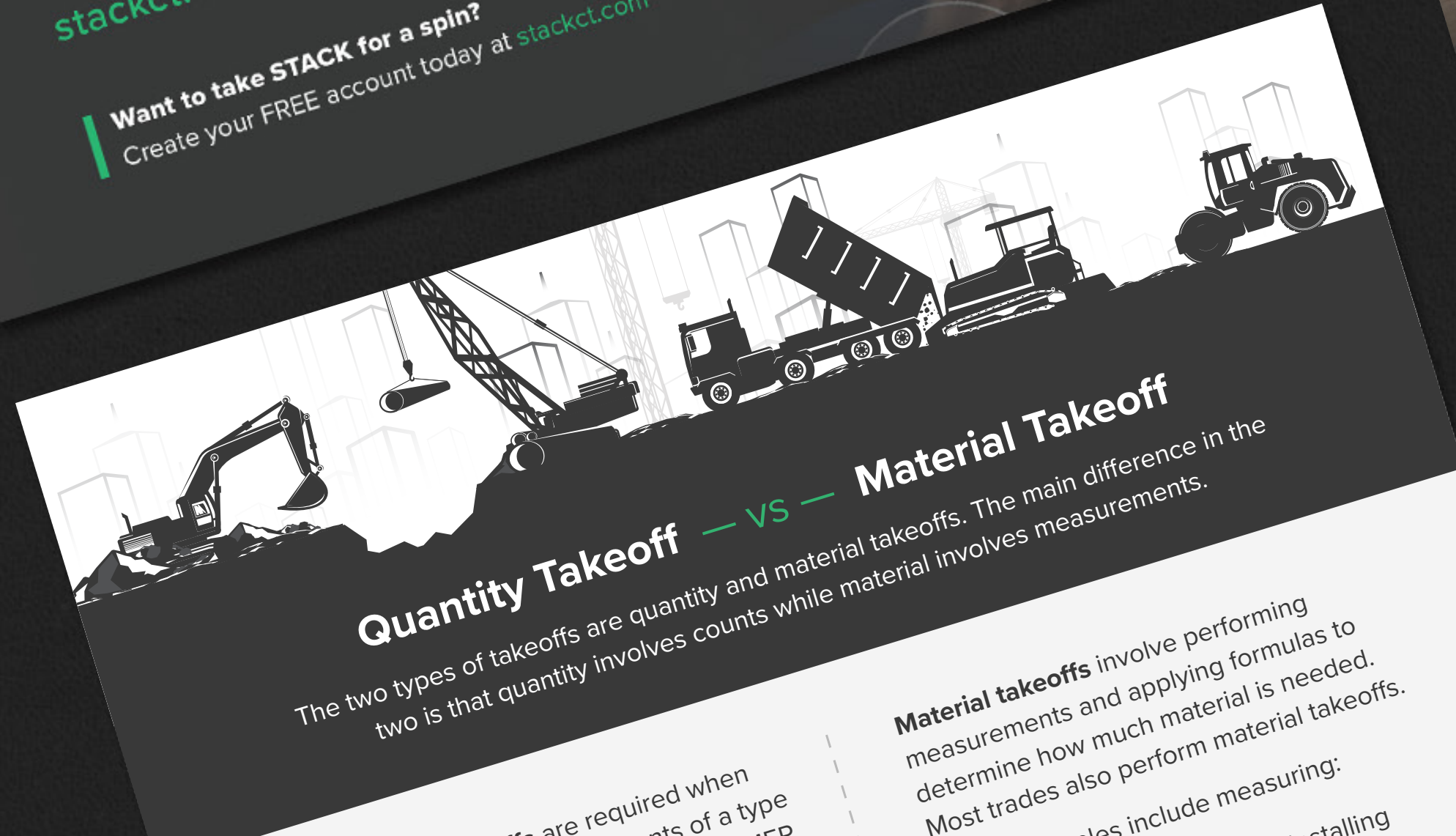
Get our FREE Guide!
Finding, Bidding & Building the Most Profitable Construction Projects.

First Name*
Last Name*

Company Name*
Phone*

Email*

DOWNLOAD NOW



CONNECTIVITY


Work Wherever Work Takes You

Today's fast-paced environment means your team might be in the office or warehouse, or they might be working onsite. Enable your team and your customers with cloud-powered connectivity.

- Work from Anywhere without Device Restrictions
- Easily Share Documents Among Stakeholders



Construction Phase



STACK

Aerial Image Roofing Takeoffs

Automate Measurements with Roof AI

[LEARN MORE](#)

and **artificial intelligence (AI)** is redefining the lifecycle of a construction project. **By leveraging AI**, you can improve accuracy, and ultimately enhance

Your STACK Toolbox

Welcome! We're so glad to have you in the STACK family! You're in good company, with thousands of contractors around the world who find success with us. Take advantage of our industry-leading tools to produce accurate estimates, faster than you ever thought possible. [Watch what you can do!](#)



Takeoff Estimate

Industry Insights



10x Your Takeoffs

Your takeoff is the backbone of your estimate, and if you get it wrong, the effects ripple throughout your entire bid, causing you to lose projects or profits. STACK is your solution for accuracy – plus, it's lightning-fast. On average, our takeoff tools save customers 1.5 hours a day, or 30-50% of their original takeoff time. [Learn More](#)

STACK EXCHANGE

Partners & Integrations

We collaborate with a diverse array of industry-leading companies to provide seamless partnerships and integrations that enhance the power and versatility of what you can accomplish with STACK.

STACK Partners

Partnerships with industry-leading construction companies.

STACK Integrations

STACK continuously invests in integrating the solutions you rely on, ensuring unique workflows tailored to your business.

[EXPLORE](#)





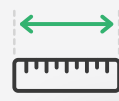
All-in-one platform for estimating, building & operations.

Streamline every step of your project lifecycle with ease.

As a comprehensive end-to-end platform, STACK provides the preconstruction and construction tools your team needs to make smarter bid decisions, streamline project execution, and drive business growth from start to finish.



One platform for your entire workflow



Takeoff

Lightning-fast takeoff tools empower your team to increase efficiency, sacrificing accuracy.



Estimate

A powerful estimate worksheet, insightful dashboards, and more.



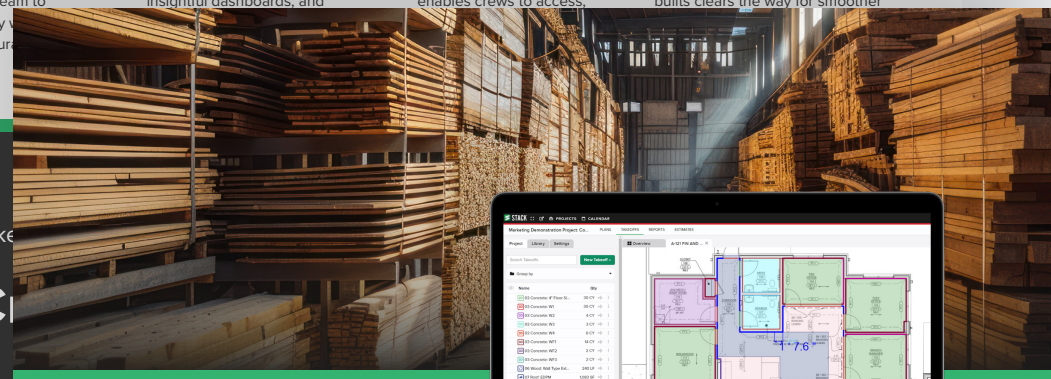
Build

Our responsive mobile app enables crews to access.



Operate

A single source of truth for as-builts clears the way for smoother.



Faster Takeoffs. Stronger Customer Relationships. More Wins.

STACK takeoff & estimating software can save you time and grow your sales!



Learn More at stackct.com/lbm or scan the QR code.

"If you're another building supplier looking to purchase a program to help with your estimating, **STACK is the way to go.** I've tried eight different ones, and STACK by far is the most user friendly."

Ronald Abbot, [Ware-Butler Building Supply](#)



Solutions Who We Serve Why STACK? Pricing Resources

GET A DEMO

CREATE FREE ACCOUNT

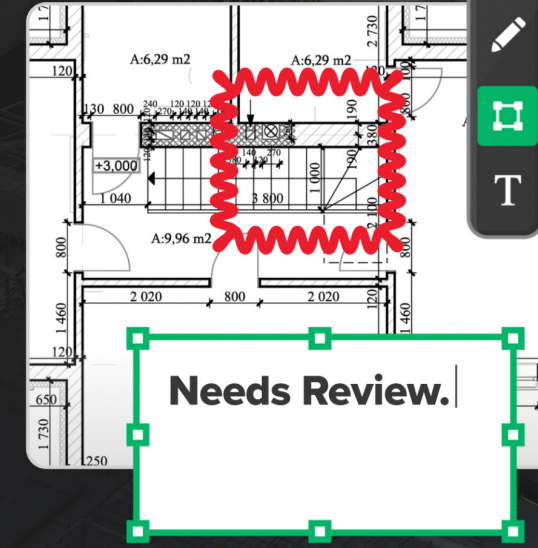
CONSTRUCTION PROJECT MANAGEMENT

All-in-one platform for estimating, building and operations.

From project evaluation, takeoff and estimating, to construction, closeout and beyond, use STACK's cloud-based software to help run your business and maximize profits.

TRY IT FREE

GET A DEMO



Thousands of contractors, suppliers and owners trust STACK.



Explore the best solutions for your business.

Specialty Contractors

General Contractors

Suppliers & Manufacturers

Owners & Developers

Bid Better, Win More, and Build Smarter.

From office to field, STACK speeds up your processes so you can stay competitive and eliminate uncertainty.

- Fast, Accurate Takeoffs for All Trades
- Regional Cost Data & Detailed Estimates
- Streamlined Workflows & Document Control

LEARN MORE



- Workforce (2)
- Equipment (2)
- Health & safety (1)
- Visitors (1)

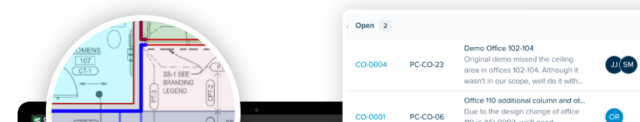
Cost Type	Value	Cost	Quantity	% Markup
Labor	\$12.00	\$12.00	240.00	0%
Material	\$10.00	\$10.00	240.00	0%
Equipment	\$12.00	\$12.00	240.00	0%
Subcontract	\$10.00	\$10.00	240.00	0%
Building Equipment And...	\$12.00	\$12.00	240.00	0%

One platform for your entire workflow

See how STACK's solutions can meet your construction tech needs.



Takeoff



Build

Entrepreneur Subcontractor

Company Revenue: < \$5M

- Characteristics
- Doing bid management & estimating single-handedly
 - May be resistant to technology
 - Often overwhelmed with amount of work

"I want to do more commercial work, but **doing takeoffs on blueprints takes too long**, and my family is sick of me missing activities and working at night."



Purchase Factors

- Price
- Ease of Use / Learning Curve
- Executive Buy-In
- Flexibility / Accessibility
- Workflow Integration

Motivation

- Save Time
- Increase Accuracy
- Enable / Improve Team Collaboration
- Reduce Waste
- Grow Business

Goals

- Save time on administrative work
- Make better, quicker bid decisions
- Stop working so much OT and be with family
- Increase bid accuracy (stop over and underbidding)
- Reduce printing costs and paper storage

Frustrations

- Too much time spent searching for the right (and current) plans to bid
- Too much time spent doing takeoffs, often after business hours
- Inaccurate bids waste time and money
- Damaged or lost plans cost time and money
- Technology is challenging, might not be worth it


The STACK Impact

Bid Retrieval & Response

- Reduce admin burden with bid aggregation & change notifications
- Ease of access to files & quick downloads for takeoffs
- Find what you need faster with auto-naming & numbering
- Understand impact of addenda: revise takeoffs, etc.

Takeoff & Estimating

- 50% or more reduction in takeoff time
- Digital takeoffs are more accurate for better win rates & profits
- Save money with no need for printed plans
- Help small subs grow and compete with larger firms



STACK

Keep Your Data Safe & Secure

Download our guide to learn how to stay protected.

[GET THE GUIDE](#)

STACK | 2024 BY THE NUMBERS

TAKEOFF & ESTIMATE			
415 BILLION+ Sq Ft Measured	105,800,000+ Uploaded Plans	8,804,000+ Completed Takeoffs	989,000+ Projects Created

BUILD & OPERATE			
14 MILLION+ Markups Created	2,646,000+ Drawings Uploaded	139,000+ Issues Created	37,000+ Daily Reports Created

60+ New & Updated Product Features

2,601 1:1 Training Sessions

32,953 Training Video Plays

STACK Solutions Who We Serve Why STACK? Pricing Resources [GET A DEMO](#) [CREATE FREE ACCOUNT](#)

TAKEOFF & ESTIMATE

Construction Takeoff & Estimating Software

Bid more projects in less time with STACK's comprehensive takeoff and construction cost estimating software. With best-in-class cloud-based tools, you can see 10X faster bids and up to 35% more opportunities to win.

[TRY IT FREE](#) [GET A DEMO](#)

Industry-leading tools that take the guesswork out of construction estimates.

STACK delivers power and performance from measurements to proposals. Work through takeoffs and estimates faster and with unmatched accuracy, and leverage intuitive tools to bid better and win more profitable work.

TAKEOFF & ESTIMATE

Lightning-fast Takeoffs

Capture quantity and material data 4x faster using STACK's 100% cloud-based takeoff tools:

- ✓ Fast, Accurate Measurements
- ✓ Powerful A.I. Takeoffs
- ✓ Takeoff Template Libraries

Concrete Slab 2,641.53 SF
Continuous Footer 507.31 SF
Isolated Footer 127.99 SF

7.6'

BUILD & OPERATE

On-Site Collaboration

Empower seamless communication between office and field teams in one secure platform.

- ✓ Real-Time Plan Access
- ✓ Markup, Hyperlink and Photos
- ✓ Off-line Data Sync

STACK Assist

Your Ticket to Faster Takeoffs

A.I powered takeoffs allows your team to spend less time clicking and more time evaluating and estimating your project.

AERIAL IMAGE TAKEOFF

Elevate Exterior Estimates

Use STACK's high-quality aerial images for exterior takeoffs to avoid poor satellite quality and dangerous, time-consuming building climbs.

STACK Solutions Who We Serve Why STACK? Pricing Resources [GET A DEMO](#) [CREATE FREE ACCOUNT](#)

BUILD & OPERATE

Construction Project Management Software

Our mobile app lets crews access, mark up, and share digital plans on-site, reducing plan review time by 50%, improving efficiency, and mitigating risk with a single source for documents, customizable workflows, and streamlined reporting.

[TRY IT FREE](#) [GET A DEMO](#)

Available on the App Store | Get it on Google Play | Available on Windows

Access, markup, and share digital plans on the jobsite with our fast, responsive mobile app.

STACK's plan viewer app makes digital plans accessible on-site with zoom, search, and markup capabilities on your mobile device. Compare versions with side-by-side viewing, include photos with issue details, streamline daily reports, and standardize processes.

TAKEOFF & ESTIMATE

Customized Estimating

Simplify the bid process with easy, customizable estimating options to estimate your way.

- ✓ Flexible Estimating Options
- ✓ Pre-built and Custom Material Libraries
- ✓ Detailed Estimate Data

Material and Labor Estimate
Prepared for ABC Customer

Material	\$1,821,871	\$2,556,499	28.34%
Subcontract	\$1,234,567	\$1,234,567	100%
Profit	\$500,000	\$500,000	100%
Total	\$3,556,438	\$4,291,066	82.86%

Estimated Scope

- Concrete Slab
- Continuous Footer
- Isolated Footer

BUILD & OPERATE

Project Management

Track and monitor your projects to increase efficiency and collaboration across your construction teams.

- ✓ Custom and Prebuilt Workflows
- ✓ Issue Tracking
- ✓ Daily Reports

Change Order
Change Order Item LIT #3473 to LVP #4550 of Item 124 square

Need more information about executing the STACK Brand?

Contact Us!

marketing@stackct.com

